




District Report Card: 2017			
State: Delhi		District: South Delhi	
Class: 8		Subject: Language	
Schools: 50		Students: 1013	


Participation/Coverage


Students

<div>GENDER</div> <div></div>	Boys				Girls			
	Number		%		Number		%	
	432		42.65		581		57.35	

<div>AREA</div> <div></div>	Rural				Urban			
	Number		%		Number		%	
	83		8.19		930		91.81	

<div>CATEGORY</div> <div></div>	SC		ST		OBC		GEN	
	Number	%	Number	%	Number	%	Number	%
	106	10.46	4	0.39	54	5.33	849	83.81

<div>CWSN</div> <div></div>	LD	VI	HI	S&LD	ID	Oth
	0	1	2	0	0	5

<div>Management</div> <div></div>	Government			Government-aided		
	Number		%	Number		%
	994		98.12	19		1.88

Average Performance of Students in Language (%)

Overall	Gender		Area		Management		Social Group			
	Male	Female	Rural	Urban	Govt.	Aided	SC	ST	OBC	GEN
51.64	47.76	54.53	53.73	51.46	51.86	40.00	49.69	43.33	48.27	52.14

Performance on Learning Outcomes (LOs)

Learning Outcomes	Description	Average Performance(%)
L813	Read textual/non-textual materials with comprehension and identifies the details, characters, main idea and sequence of ideas and events while reading	51.64

Range of Performance of Students who Answered Correctly							
Below 30%		30% - 50%		50% - 75%		Above 75%	
Number	%	Number	%	Number	%	Number	%
190	18.76	288	28.43	394	38.89	141	13.92

Lowest Performing Learning Outcomes (LOs)

1 - Read textual/non-textual materials with comprehension and identifies the details, characters, main idea and sequence of ideas and events while reading (51.64)